

The **BUCK Elite™** is a data logging, programmable personal air sampler consists of a pump contained in a high impact steel fiber filled Lexan, antistatic, and RFI/EMI-shielded case, exclusive electronic circuit board for constant flow control (patent pending), an LCD display with 2 lines of 16 characters, a single diaphragm pump mechanism, and a rechargeable NiMH battery pack.

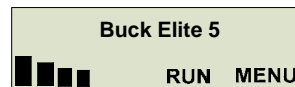
The purpose of this pump is to draw air contaminants in through a sampling media such as 25 and 37mm filter cassettes, bubble impingers, long-duration color detector tubes; to gauge personnel exposure to gases, vapors, particulates, aerosols, etc.

No tools are required to operate this pump and a password protected keypad locking system provides uninterrupted operation. The main display allows quick selection to RUN (for sampling) or MENU (to reset pumps data).

Other features include elapsed time, flow rate, and accumulated volume. Easy programming software allows the pump for unattended Start/Stop operation with the capability for up to ten different ON/OFF durations with repeat options. The PC link capability lets you download the sampling data into a PC with Windows XP operating system using the RS232 COM port and the Buck PC link cable.



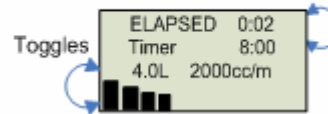
Main Display



Flow Range 0.8 to 6 LPM
Low Flows 5-799 cc/min
with Low Flow Holder



Sampling Display



Features:

- Capable for Data logging and Programmable for multiple Start/ Stop and Duration Sampling.
- Runs 20+ hours @ 2.0 LPM (37 mm 0.8µ filter)
- High back pressure compensation, up to 60" of w.c. @2LPM
- Accuracy: ± 5% of compensation range
- High backpressure capability for 25mm 0.45µ asbestos filters
- Flow compensation for filter plugging and battery voltage
- Dual flow range easily handles Impingers, cyclones, and tubes
- "Auto-restart" within one minute of a flow fault
- Includes single pack battery and run time could be extended with the use of optional triple pack.
- Battery pack rechargeable while attached or separately
- Compact, rugged, and quiet
- Stainless steel belt clip with built-in tripod connector
- Key pad lock system



Rev. 10.20.09

Performance Profile

Model: LP-5
 Flow Range: 0.8-6 LPM (800-6000 cc/min)
 5—799 cc/min
 With Universal Low Flow Holder
 P.N. APB-109030

Compensation Range:
 6000 cc/min up to 10" water back pressure
 5000 cc/min up to 15" water back pressure
 4000 cc/min up to 30" water back pressure
 3000 cc/min up to 40" water back pressure
 2000 cc/min up to 60" water back pressure
 1000 cc/min up to 30" water back pressure
 800 cc/min up to 15" water back pressure

Accuracy: ± 5% of Compensation Range

Run Time (hrs) at different backpressure and flow rate (cc/min)	Backpressure (inches of water)							
Flow Rate	5"	10"	15"	20"	30"	40"	50"	60"
1000	27hr	21hr	17hr	14hr	10hr			
2000	23hr	18hr	16hr	13hr	9hr	7hr	5hr	3hr
3000	17hr	14hr	11hr	9hr	7hr	5hr		
4000	15hr	11hr	9hr	8hr	5hr			
5000	11hr	8hr	6hr					
Low Flow using Universal Low Flow Holder								
5 to 799cc/min	8 hours							

Times:

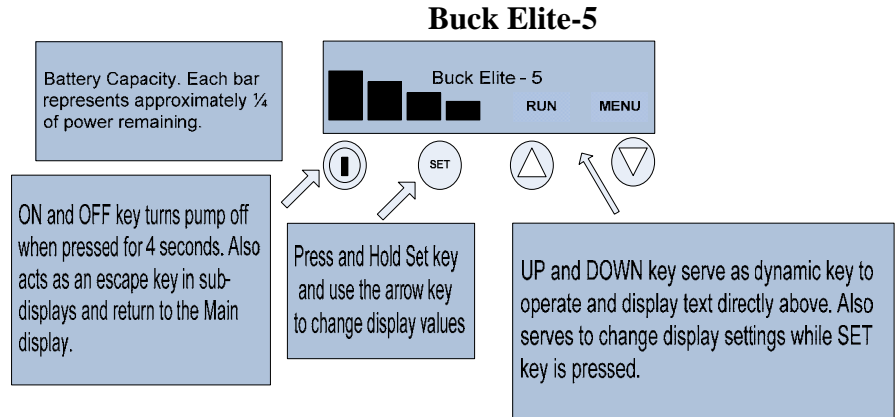
Data Storage: Flow rate, elapsed clock time, accumulated volume, temperature, DP and any Flow Faults are logged in the memory for download to PC

Display: Backlit LCD with 2 lines of 16 Characters

Normal Operation: Battery Level, Flow Rate, Elapsed Time, Volume Collected, Timer, DP & Temp.

Flow Fault Displays: Flow Fault, or Filter Off

Operating Instructions



Specifications

Power Supply:

Single Pack, NiMH Batteries: 4.8V, 2.15 Ah
 Triple Pack, NiMH Batteries 4.8V, 6.45 Ah

Recharge Time:

Battery	Charger:		
	QuickOne™	QuickFive™	Standard
Single Pack	2Hr	2Hr	16Hr
Triple Pack	6Hr	6Hr	

Quick-Chargers: Input Voltage 100 to 240 VAC

Standard-Chargers: Input Voltage 120 VAC or 230 VAC

Approvals: CE EMC Directive (EMCD) 89/336/EEC
 UL and cUL (pending), ATEX (pending)

Temperature:

Operating	32°F to 113°F	(0°C to 45°C)
Storage	32°F to 113°F	(0°C to 45°C)
Charging	41°F to 104°F	(5°C to 40°C)

Case: Polycarbonate steel fiber filled, RFI/EMI-shielded

Size: 4.5"H x 4"W x 2"D
 (11.4 cm H x 10.2 cm W x 5 cm D)

Weight: 19 oz (539g)

PRODUCT	DESCRIPTION
APB-908000	Buck Elite™ -5 Single Pack Pump kit with 120V wall charger.
APB-908020	Buck Elite™ -5 Single Pack Pump kit with 230V wall charger.
APB-947200	Buck Elite™ -5 5 pk Pump kit with Quick Five charger and Pelican case.

Rev. 10.20.09

* Pump kit includes pump with a single pack NiMH battery, standard 120VAC battery charger, Luer hose adapter, shirt/hose clip, 3 feet of vinyl hose and operating manual. Universal low flow holder for sorbent tubes & PC link cable sold separately.

** Pump 5-pack kit includes 5 each: pumps with single pack NiMH batteries, Luer hose adapter, shirt/hose clip, and 3 feet of vinyl hose. Also included is two operating manuals, one QuickFive™ charger 100-240VAC, and a durable hard plastic 1500 Pelican case with lifetime warranty that accommodates additional accessories. Universal low flow holder for sorbent tubes sold separately